



























































Speed Sounds Set 1

m 	a 	s 	d 	t 
i 	n 	p 	g 	o 
c 	k 	u 	b 	f 
e 	l 	h 	sh 	r 
j 	v 	y 	w 	th 
z 	ch 	qu 	x 	ng nk

Speed Sounds Set 2

ay 	ee 	igh 	ow 	oo 
oo 	ar 	or 	air 	ir 
			ou 	oy 

Speed Sounds Set 3

ea 	oi 			
ā-e 	i-e 	ō-e 	ū-e 	aw 
are 	ur 	er 	ow 	ai 
oa 	ew 	ire 	ear 	ure 

Additional Sounds

kn



wh



ph



ck



ue



ie



au



e-e



Addition phonics info

Digraph: two letters that make one sound

Trigraph: three letters that make one sound

Split digraph: two letters that make one sound but they are split by a consonant e.g. make, bike, rope, rude etc.

Each digraph / trigraph has a phrase to help the children distinguish how to spell the particular sound. I have included the phrases that we use in school to teach Set 2 and 3 sounds, which you may find useful when helping your child to learn at home.

Set 2

ay: may I play?

ee: what can you see?

igh: fly high

ow: blow the snow

oo: poo at the zoo

oo: look at a book

ar: start the car

or: shut the door

air: that's not fair

ir: whirl and twirl

ou: shout it out

oy: toy for a boy

kn – knock knock. who's there?

wh – whisk whisk

ph – take a photo

ck – tick tock clock

ue – come to the rescue

au – paul the astronaut

Set 3

ea: cup of tea

oi: spoil the boy

a-e: make a cake

e-e: go Pete and Steve

i-e: nice smile

o-e: phone home

u-e: huge brute

aw: yawn at dawn

are: share and care

ur: nurse with a purse

er: a better letter

ai: snail in the rain

oa: goat in a boat

ew: chew the stew

ire: fire fire!

ear: what can you hear?

ure: sure it's pure